

# Voices

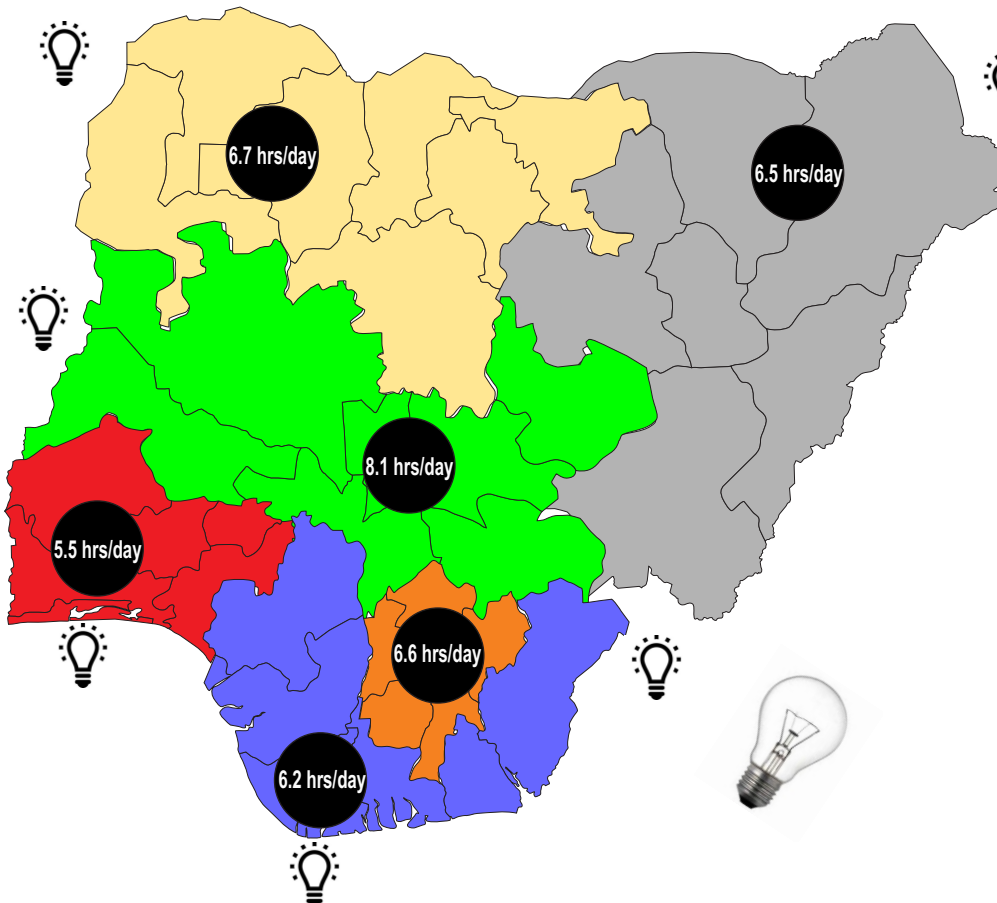
Information Brief

Vol.18 No. 3 - October 2014



# Power

**Average Cumulative Daily Power Supply Received by Nigerian Households by Geopolitical Zones {9-months average (January - September 2014)}**



**Average Cumulative Daily Power Received by Nigerian Households in 9 months stands at 6.1 Hours /Day**



**Nationwide Average**

Month	Avg. Qty of Cumulative Daily Power Supply
January	5.5 hrs/day
February	6.7 hrs/day
March	4.4 hrs/day
April	5.6 hrs/day
May	6.2 hrs/day
June	5.3 hrs/day
July	5.9 hrs/day
August	7.1 hrs/day
September	8.2 hrs/day
<b>Avg. over 9 months</b>	<b>6.1 hrs/day</b>



**NORTH CENTRAL**



**NORTH EAST**



**NORTH WEST**



**SOUTH EAST**



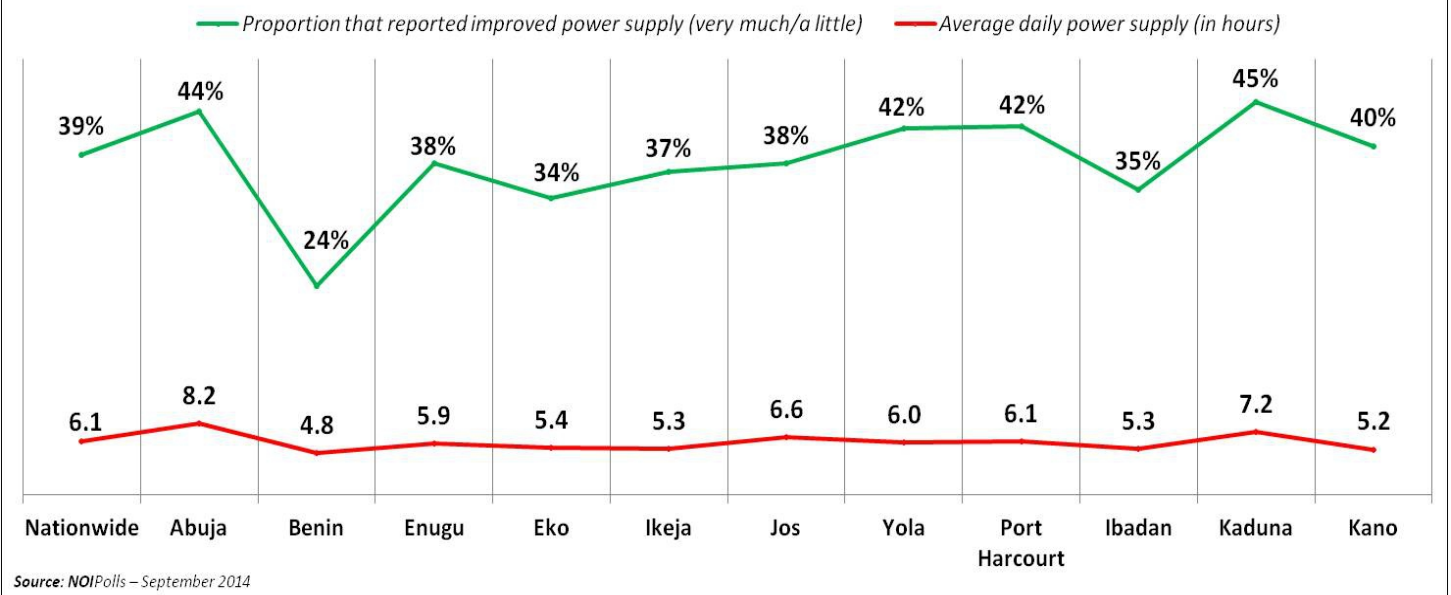
**SOUTH SOUTH**














**SOUTH WEST**

### Daily Cumulative Power Supply By DISCOs

Average over 9 Months (January - September, 2014)



### Power Distribution Companies and The States They Supply Power To

<p><b>ABUJA</b></p>  <p>Niger State Federal Capital Territory Nasarawa State Kogi State</p>	<p><b>BENIN</b></p>  <p>Edo State Delta State Ekiti State Ondo State</p>	<p><b>ENUGU</b></p>  <p>Abia State Anambra State Ebonyi State Enugu State Imo State</p>	<p><b>EKO</b></p>  <p>Southern Lagos (From Epe to Badagry)</p>	<p><b>IKEJA</b></p>  <p>Northern Lagos</p>	
<p><b>JOS</b></p>  <p>Benue State Plateau State Gombe State Bauchi State</p>	<p><b>YOLA</b></p>  <p>Borno State Yobe State Adamawa State Taraba State</p>	<p><b>PORT HARCOURT</b></p>  <p>Cross River State Akwa Ibom State Rivers State Bayelsa State</p>	<p><b>IBADAN</b></p>  <p>Oyo State Ogun State Osun State Kwara State</p>	<p><b>KADUNA</b></p>  <p>kaduna State Zamfara State Kebbi State Sokoto State</p>	<p><b>KANO</b></p>  <p>kano State Jigawa State Katsina State</p>

A 9-month average (January - September 2014) on the daily cumulative power supplied reached a nationwide average of **6.1 hours**. States supplied by **Abuja Distribution Company** remained above nationwide average, whilst those supplied by **Benin Distribution Company** remained below the average.



### Survey Methods

The opinion poll was conducted between January to September 2014. It involved telephone interviews of a random nationwide sample. 13,500 randomly selected phone-owning Nigerians aged 18 years and above, representing the six geopolitical zones in the country, were interviewed. With a sample of this size, we can say with 95% confidence that the results obtained are statistically precise within a range of plus or minus 3%.

### About NOIPolls Limited

NOIPolls is the **No. 1 for country-specific polling services in the West African region**. We partner with Gallup USA to develop opinion research in Nigeria. We deliver forward-thinking research and relevant data on public opinion and consumer markets on a range of topics. We enhance the activities of decision makers across all the vibrant sectors of the Nigerian economy.

We partner with policy makers, governments, donor agencies, civil societies, corporate organisations and the media to enhance their data set of information, ultimately adding value to their output.

We have four core area of competence: **Polling, Analytics, Databank Management, and Strategy**

Get in touch with us on our different media platforms



[www.facebook.com/NoiPolls](http://www.facebook.com/NoiPolls)



[www.twitter.com/noipolls](http://www.twitter.com/noipolls)



[www.linkedin.com/pub/noi-polls-limited/](http://www.linkedin.com/pub/noi-polls-limited/)



[youtube channel: NOI Polls](https://www.youtube.com/channel/NOI-Polls)

4 Dep Street, Off Danube Street,  
Maitama, Abuja.  
Tel: +234 (0) 9 290 4162  
Email: [enquiries@noi-polls.com](mailto:enquiries@noi-polls.com)