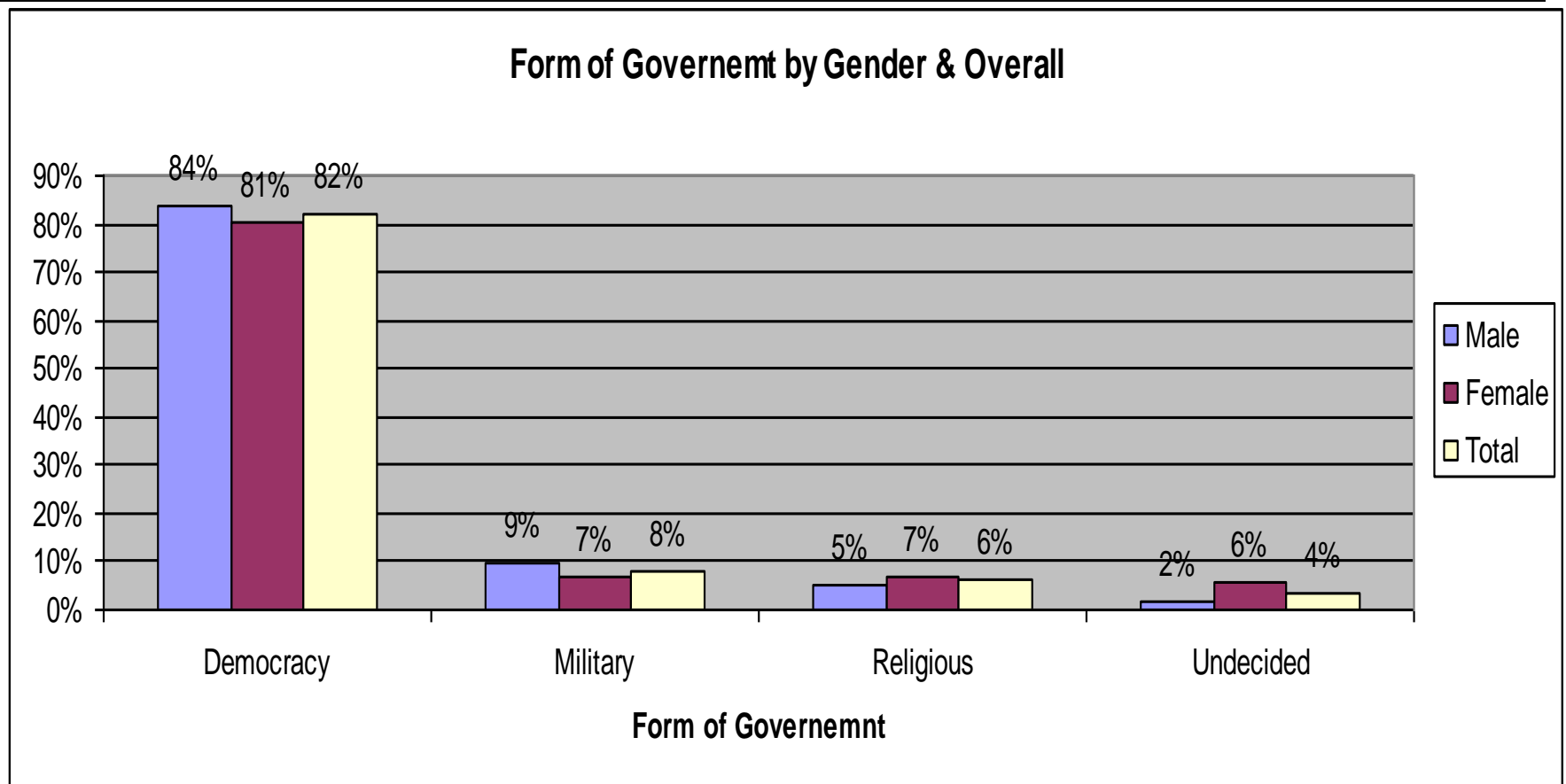

NOI-GALLUP POLL First National Poll (Feb 2007)

Results Summary

The NOI-Gallup Poll

- The NOI/Gallup Poll is designed to yield a **representative opinion of Nigerians** through the following features:
 - Face-to-face interviews
 - 1000 people aged 15 and above
 - 6 geopolitical zones
 - Interviews conducted in English, Yoruba, Hausa, Ibo, and Pidgin English
 - Sampling and analysis conducted with robust survey methodologies developed by The Gallup Poll

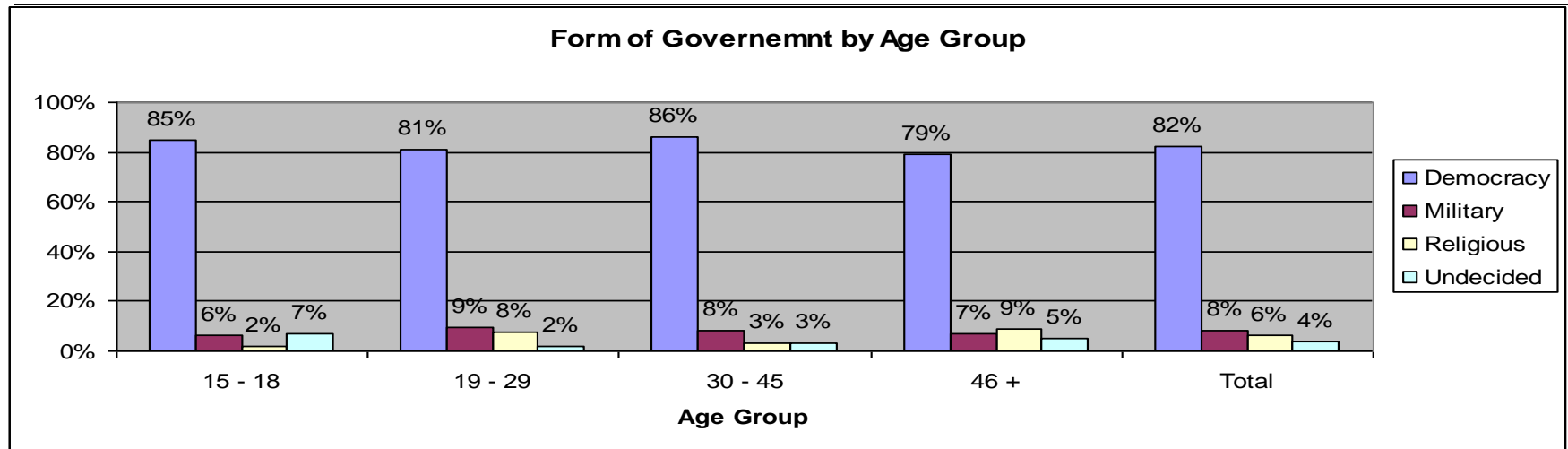
What form of government, a democracy, a military, or a religious government is best for the people of Nigeria?



NOIPolls

Giving people voice... supporting decision-making

What form of government, a democracy, a military, or a religious government is best for the people of Nigeria?-Age group and region

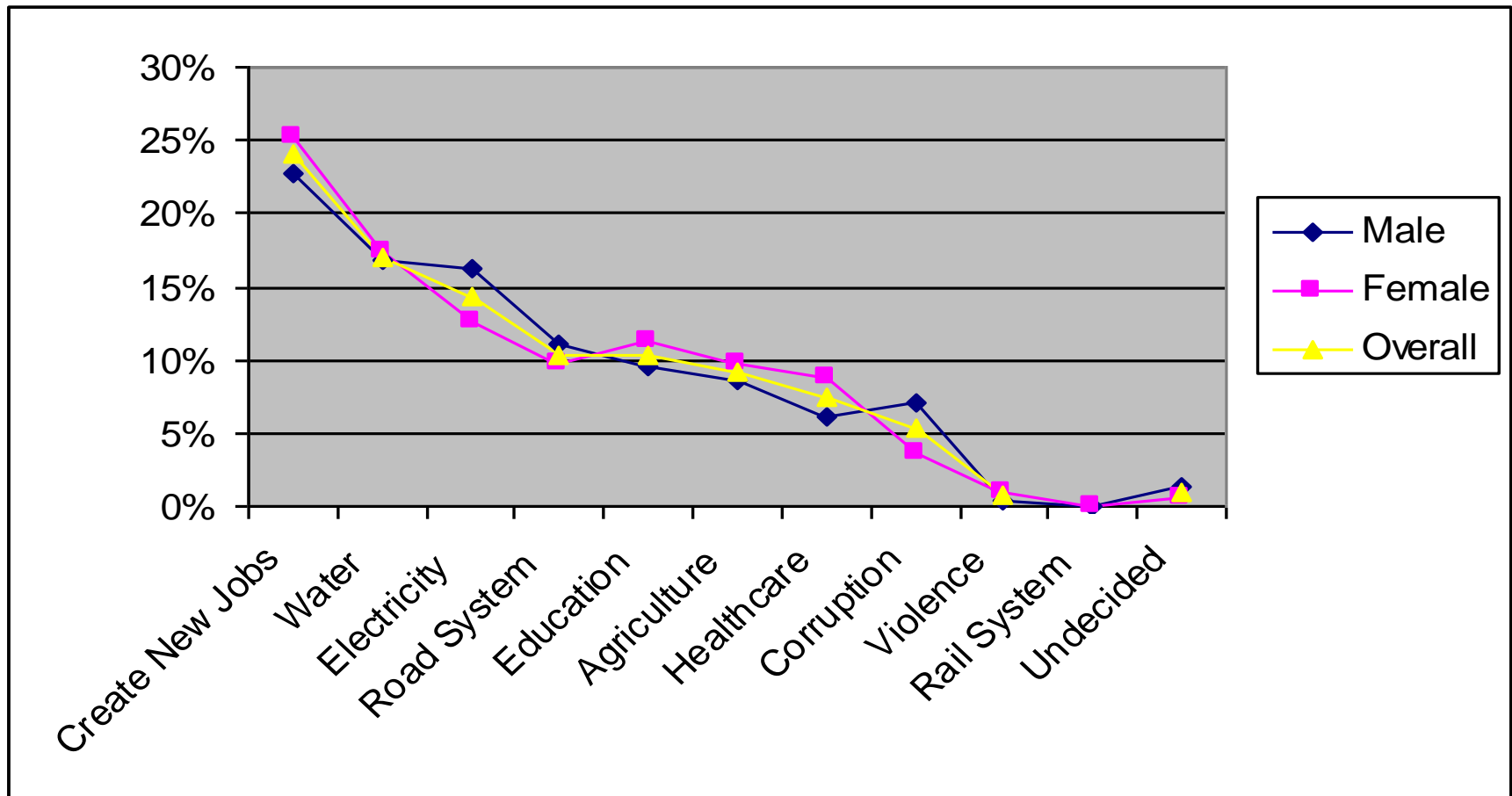


	North w o Kano	Kano	Lagos	Niger Delta	Rest of Nigeria	Total
Democracy	83%	84%	72%	91%	82%	82%
Military	7%	14%	15%	4%	8%	8%
Religious	9%		11%	1%	6%	6%
Undecided	2%	2%	2%	3%	5%	4%
	100%	100%	100%	100%	100%	100%

Government Delivers – Accomplishments of the current government

Most Important Accomplishment	Percent
Obtaining Debt Relief	28
Fighting Corruption	20
Reforming Banks	15
Improving Agriculture	9
Improving Roads	8
Creating Jobs	5
Improving Electricity	4
Fiscal Transparency & Better Budget Mgmt	2
Fighting Inflation	2
Stabilizing Inflation	1
Don't Know	7
Total	100

Most important Issue for Government to address in the next 12 months



NOIPolls

Giving people voice... supporting decision-making

Confidence in governments & agencies

Level of Government	Have Confidence	Do Not Have Confidence	Undecided
State Government	49	48	3
Local Government	44	53	3
National Government	39	59	2
Agency			
NAFDAC	79	12	9
EFCC	66	19	15
Customs	44	43	13
Fed Inland Revenue Tax Authority	29	47	25
NEPA/PHCN	22	72	6

NOI-GALLUP POLL Second National Poll (November 2007)

Results Summary

The NOI-Gallup Poll

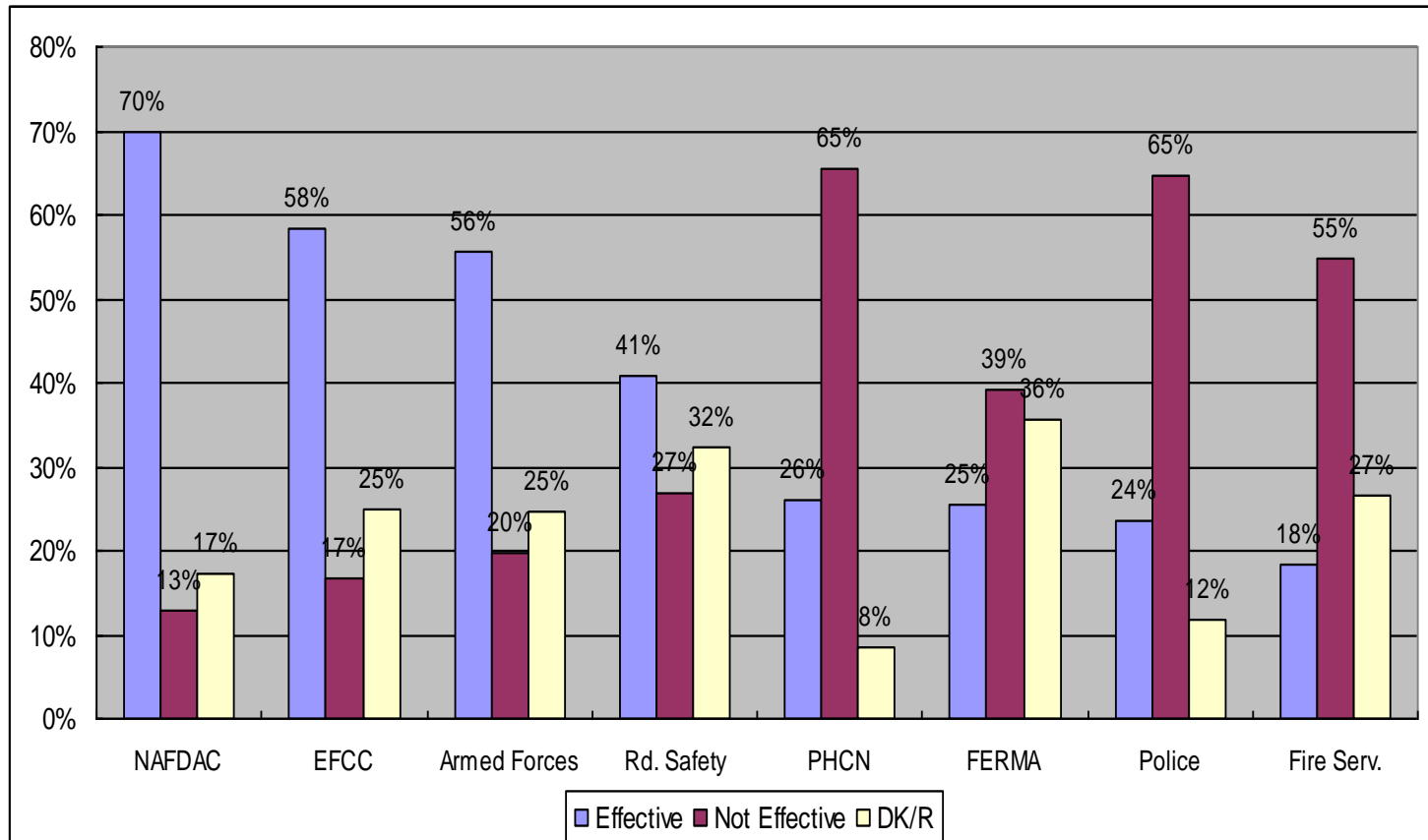
- The NOI/Gallup Poll is designed to yield a **representative opinion of Nigerians** through the following features:
 - Face-to-face interviews
 - 2000 people aged 15 and above
 - 6 geopolitical zones
 - Interviews conducted in English, Yoruba, Hausa, Ibo, and Pidgin English
 - Sampling and analysis conducted with robust survey methodologies developed by The Gallup Poll

What do Nigerians want the government to do?

- Question: Which of the following is the most important issue the government should address in the next 12 months?

Electricity	23%	Agriculture	6%
Creating new jobs	17%	Healthcare	4%
Road system	14%	Security	2%
Education	14%	Rail system	0%
Water	11%	Other/ Don't know/ Refused	2%
Corruption	7%		

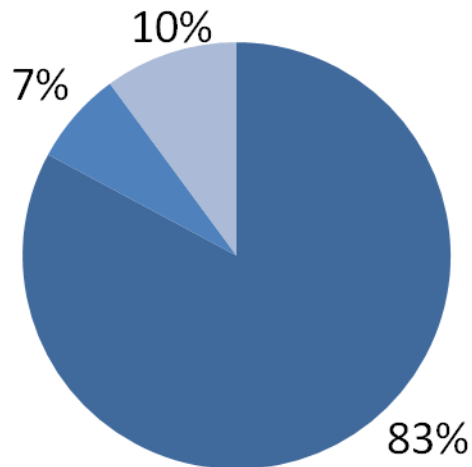
How effective are government agencies?



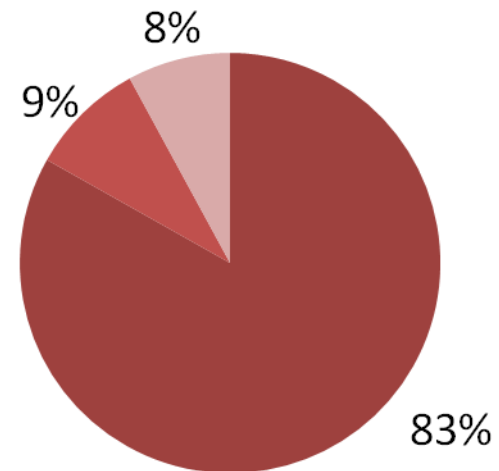
How do Nigerians Rate the Performance of President Yar'Adua?

- Do you approve or disapprove of the work being done by President Yar'Adua?
- Do you approve or disapprove of the performance of the Yar'Adua administration **during its first 100 days?**

■ Approve ■ Disapprove ■ DK/R

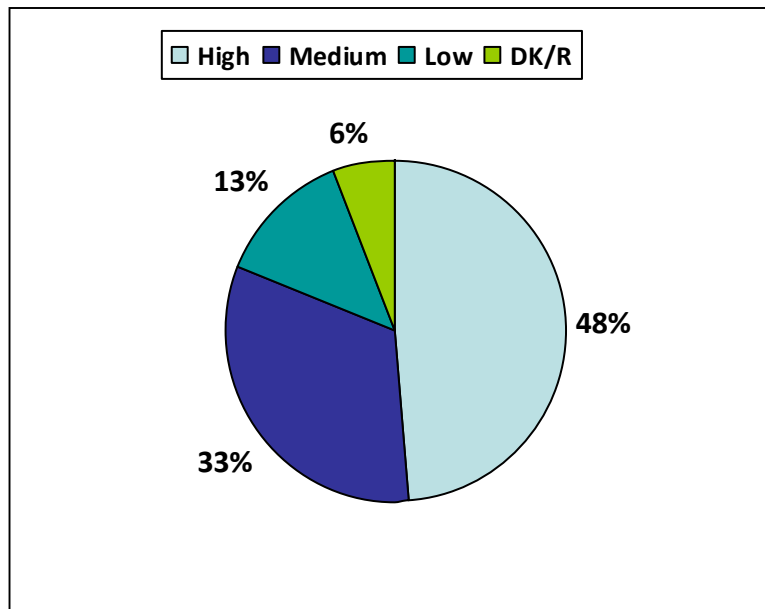


■ Approve ■ Disapprove ■ DK/R

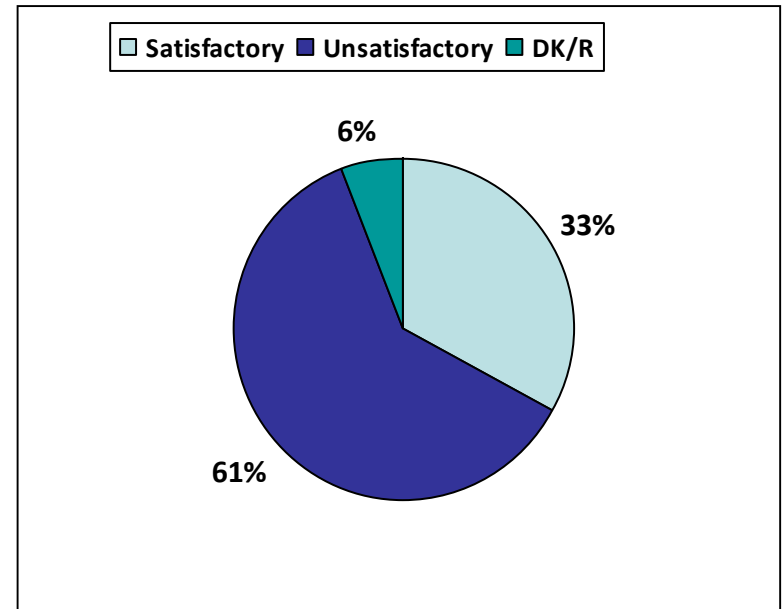


How do Nigerians Rate the Performance of President Yar'Adua?

- How would you rate President Yar'Adua's **effectiveness**? Do you think it is high or low?



- Would you say the government's current handling of the **economy** is satisfactory or unsatisfactory?

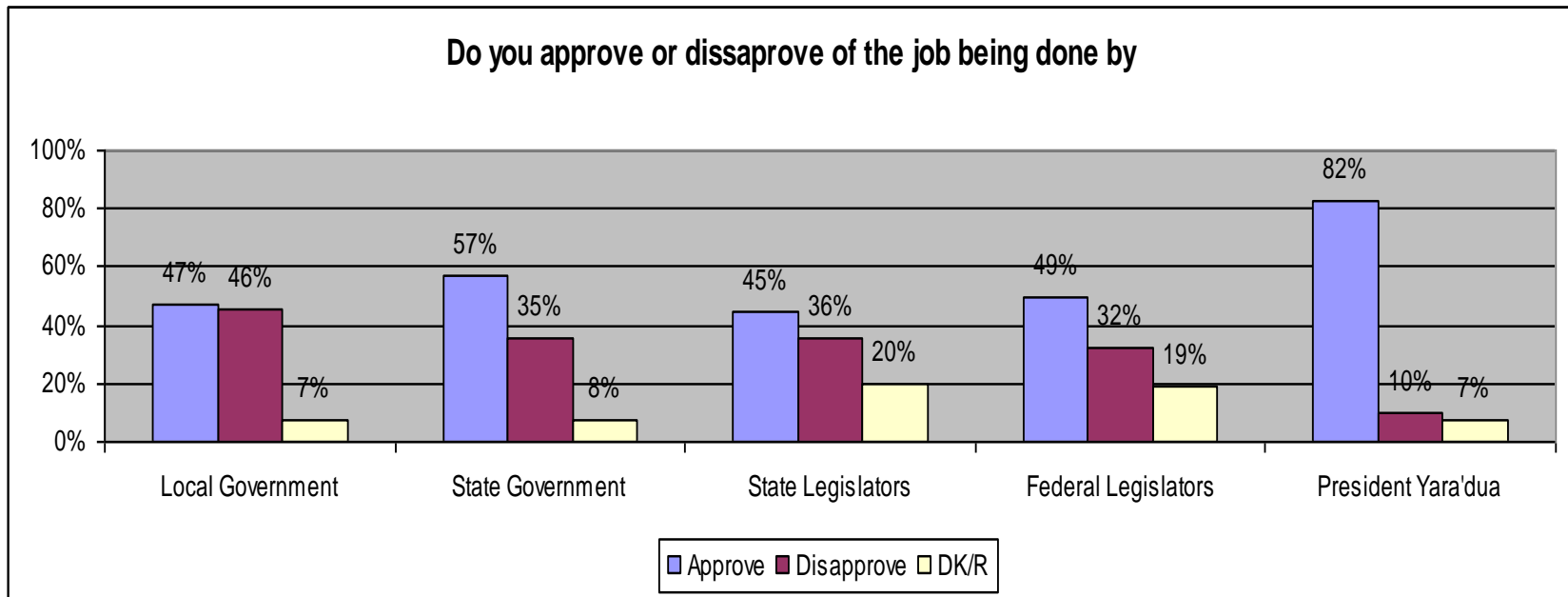


How do Nigerians Rate the Performance of President Yar'Adua?

- Do you know President Yar'Adua's 7-point agenda?
 - 21% of Nigerians say they know the Seven-Point Agenda
 - 15% can list at least two of the seven points
- Overall, mixed signals for President Yar'Adua
 - 82% approve of the work of President Yar'adua
 - But about 1 in 2 (49%) rate his leadership effectiveness high
 - 84% approve of the administrations first 100 days
 - 15% of Nigerians can name at least 2 of Yar'adua Seven-Point Agenda
 - The economy is a major concern with 63% saying the economy is unsatisfactory

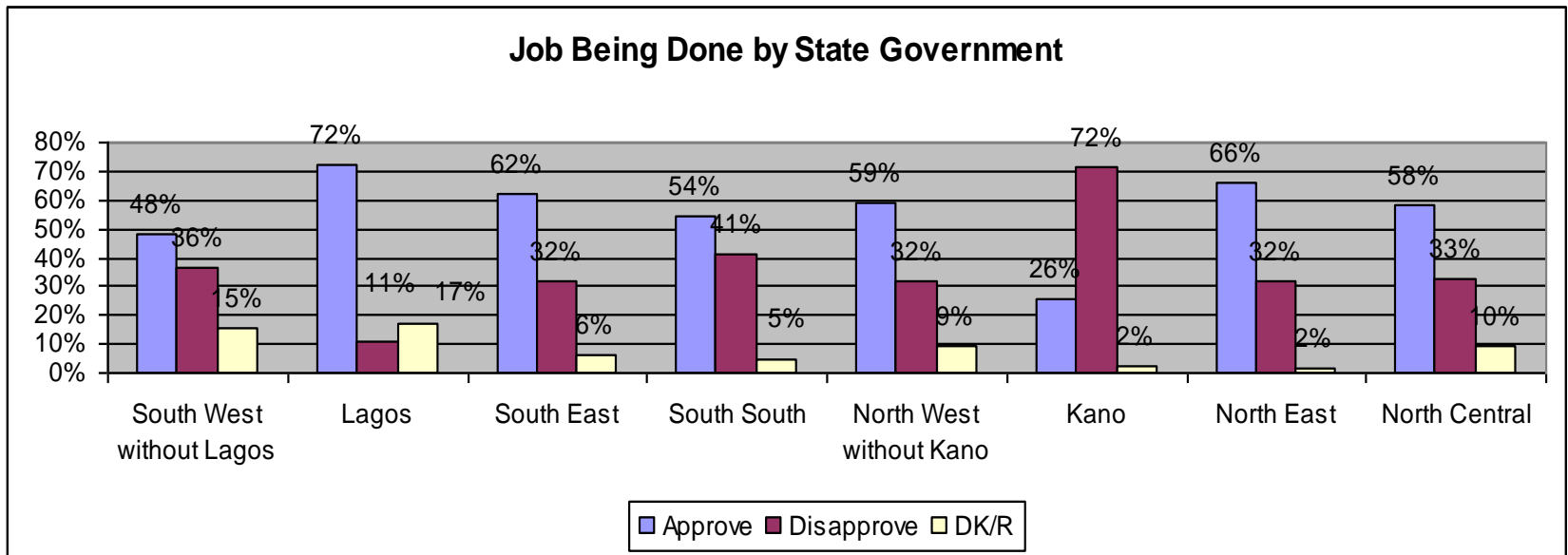
How do Nigerians Rate the Performance of Elected Government Officials?

- President has a significantly higher approval level (82%) compared to states (57%), federal legislators (49%), local government (47%), and state legislators (45%)
 - Highest Level of DK/R for state and federal legislators



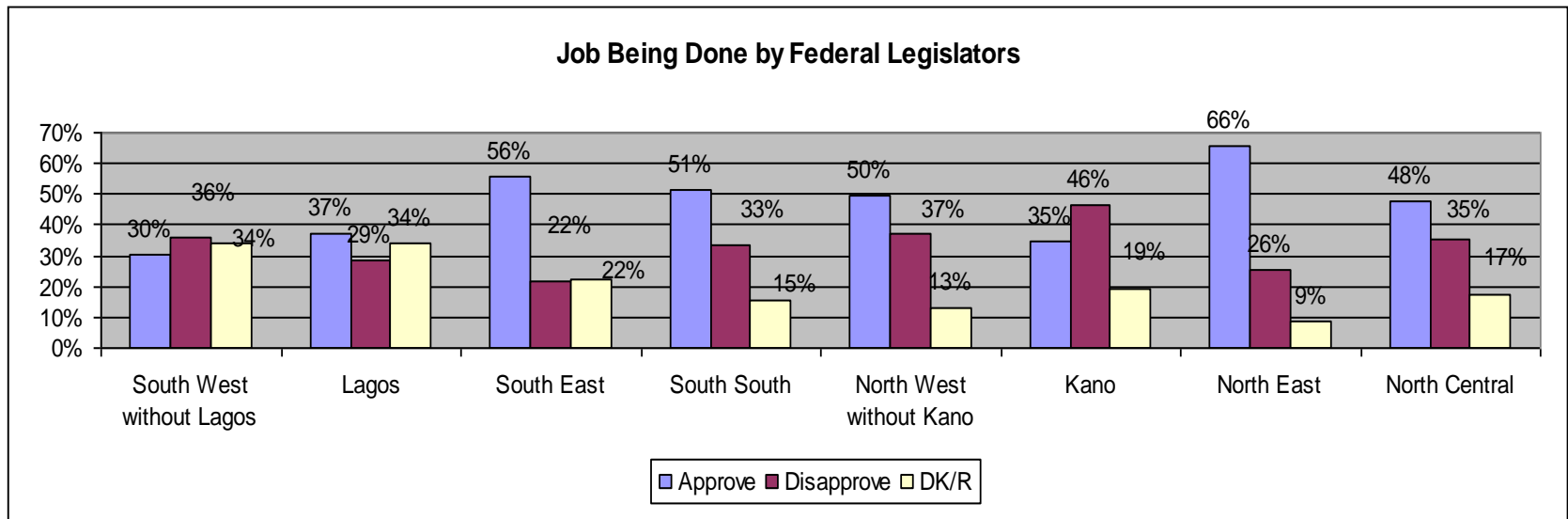
How do Nigerians Rate the Performance of Elected Government Officials?

- Local Government: Highest approval in NE (66%), lowest in Kano (33%), other regions (40-48%)
- State Government: Highest approval in Lagos (72%), lowest in Kano (26%), variation across other regions



How do Nigerians Rate the Performance of Elected Government Officials?

- State Legislators: Highest approval in NE (57%), lowest in Kano (22%), other regions (39-48%)
- Federal Legislators: Highest approval in NE (66%), lowest in SW without Lagos (30%), followed by Kano (35%)



How do Nigerians Rate the Performance of Elected Government Officials?

- 1 in 5 Nigerians can name 1 member of the House of Representatives from his/her state

Region	Correctly Identified	Not Correctly Identified	DK/R
South West without Lagos	7%	20%	73%
Lagos	4%	35%	61%
South East	13%	19%	68%
South South	17%	33%	51%
North West without Kano	22%	36%	43%
Kano	53%	16%	32%
North East	28%	25%	46%
North Central	22%	21%	57%
Total	21%	25%	54%

How do Nigerians Rate the Performance of Elected Government Officials?

- 1 in 4 Nigerians can name 1 Senator from his/her state

Region	Correctly Identified	Not Correctly Identified	DK/R
South West without Lagos	10%	20%	71%
Lagos	8%	33%	60%
South East	18%	18%	64%
South South	22%	32%	46%
North West without Kano	34%	30%	36%
Kano	23%	24%	53%
North East	36%	25%	39%
North Central	34%	20%	46%
Total	25%	25%	50%

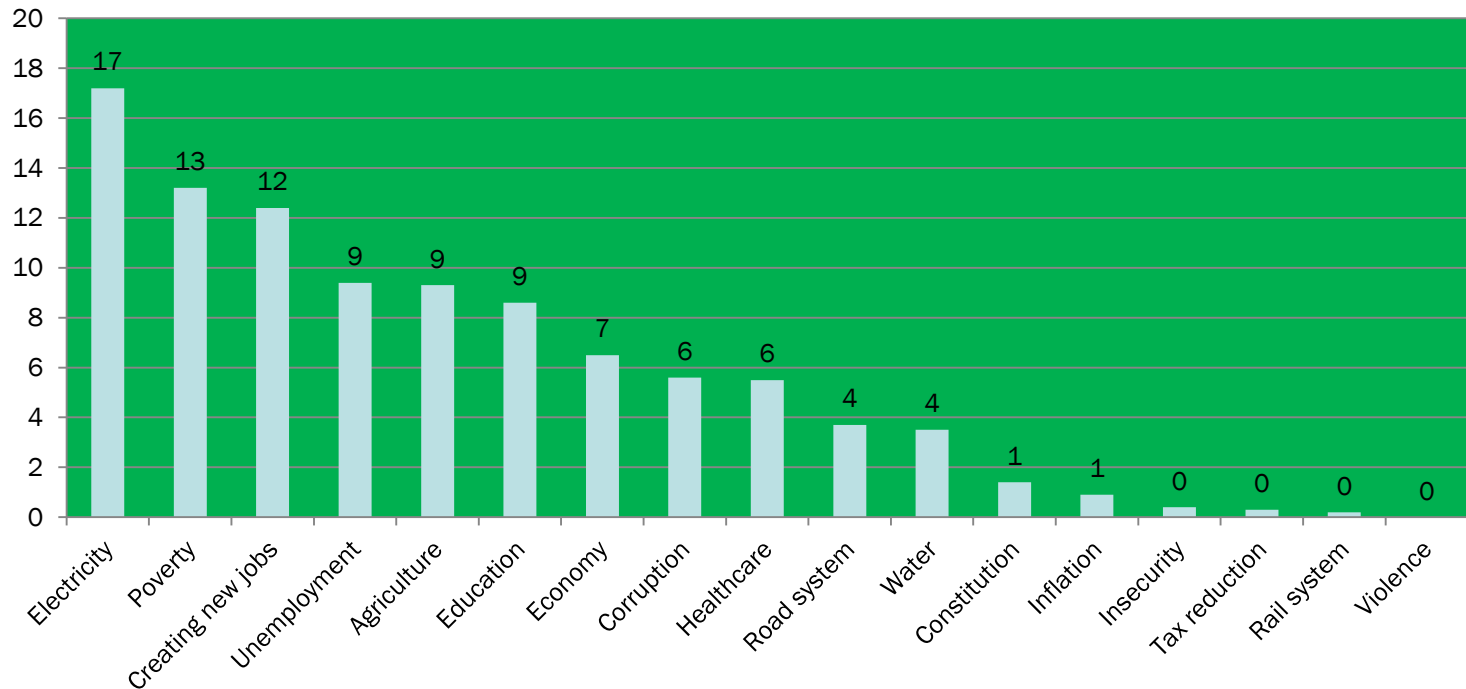
NOI-GALLUP POLL Third National Poll (May 2008)

Results Summary
November 2008

What do Nigerians want the government to do?

- What is the most important issue the government should address in the next 12 months?

Government Priorities

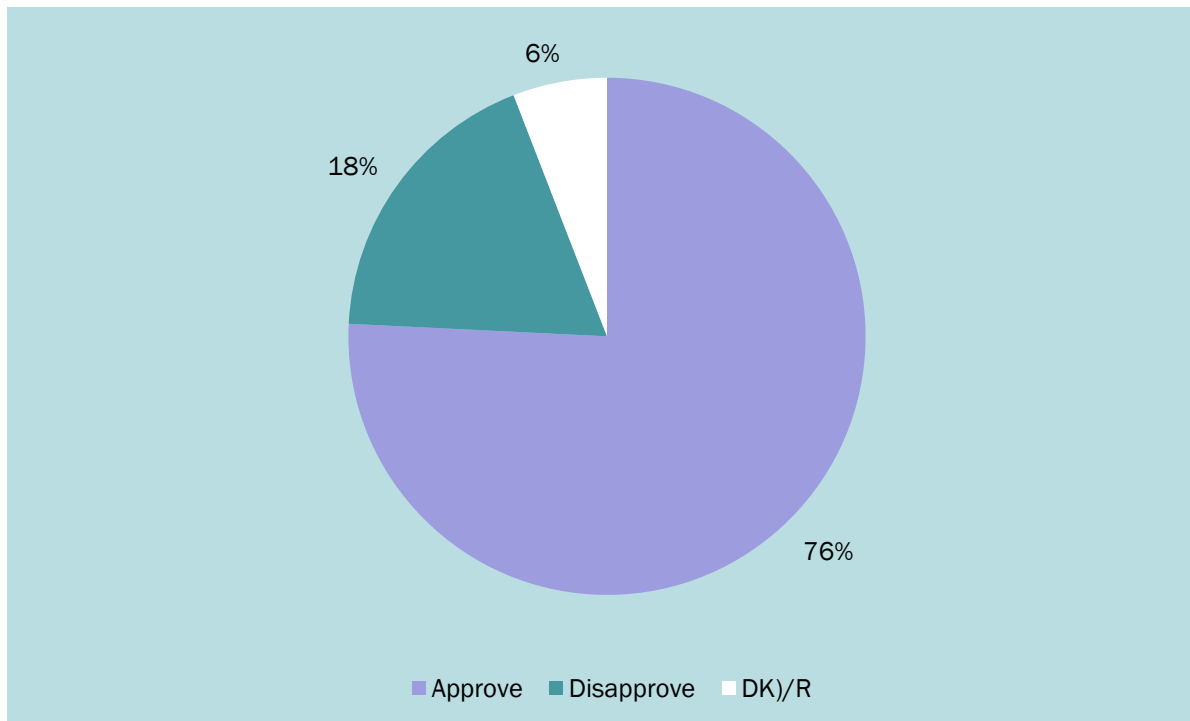


What do Nigerians want the government to do?

- Electricity (17%) is the most important issue Nigerians want government to address. This is consistent with previous NOI/Gallup Poll results.
- Poverty (13%) is the second most important issue which Nigerians want the government to tackle.
- Overall:
 - 25% of Nigerians want the government to tackle infrastructural issues
 - 72% want the government to deal with ‘economic’ related issues

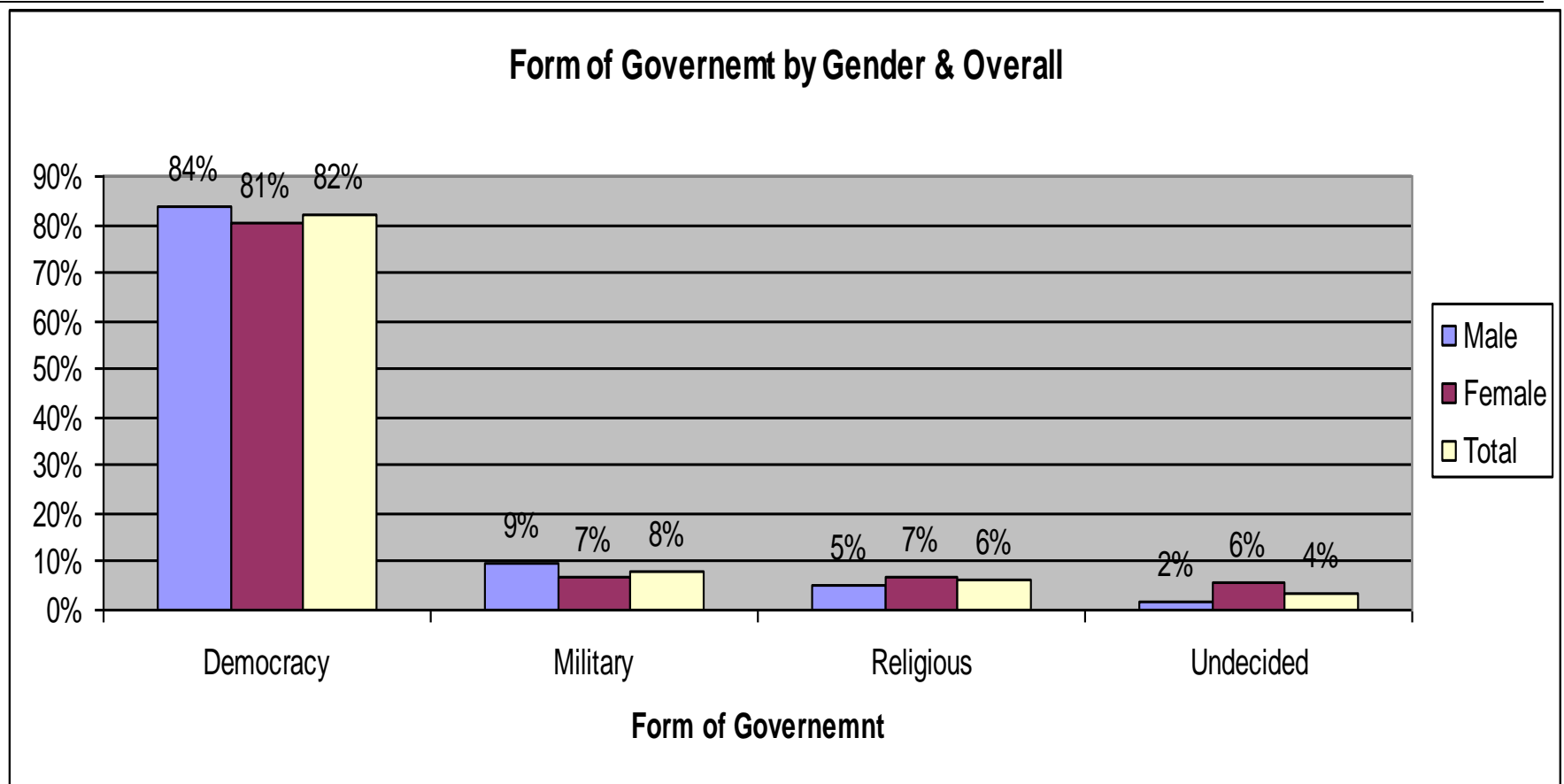
How do Nigerians Rate the Performance of President Yar'Adua?

- Do you approve or disapprove of the job performance of **Umaru Yar'Adua**?

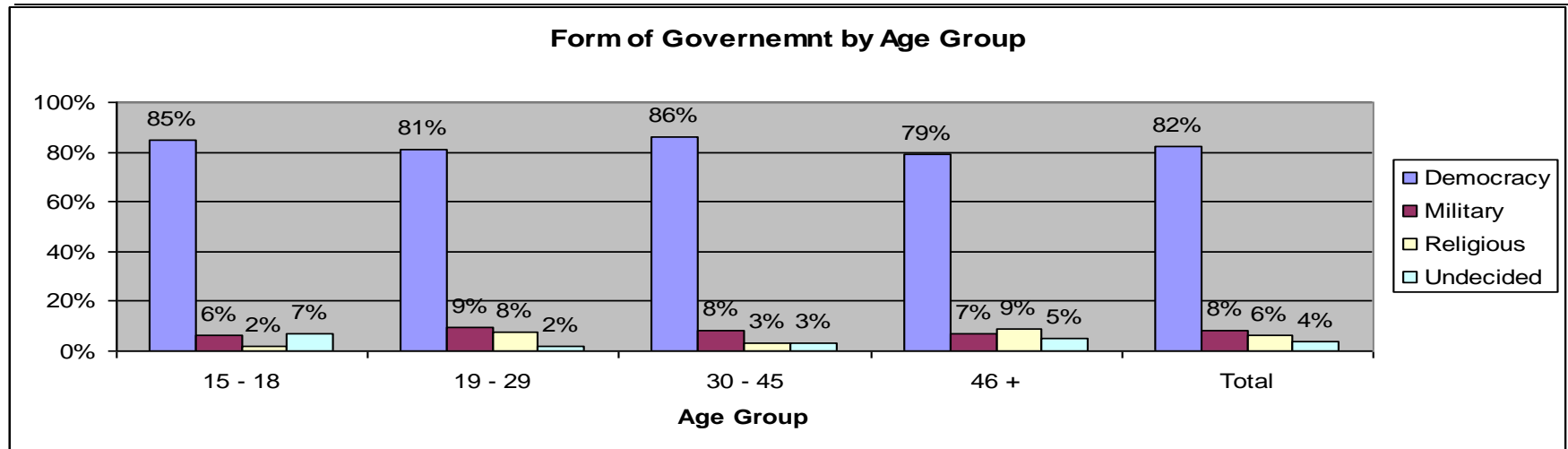


No differences by gender, age, education or locality (urban/rural)

What form of government, a democracy, a military, or a religious government is best for the people of Nigeria?



What form of government, a democracy, a military, or a religious government is best for the people of Nigeria?-Age group and region



	North w o Kano	Kano	Lagos	Niger Delta	Rest of Nigeria	Total
Democracy	83%	84%	72%	91%	82%	82%
Military	7%	14%	15%	4%	8%	8%
Religious	9%		11%	1%	6%	6%
Undecided	2%	2%	2%	3%	5%	4%
	100%	100%	100%	100%	100%	100%

Do you think Nigeria is better off as one country, or as two countries?

Nigeria: One Country by Gender and Overall

